


鋼 鋼鋼鋼

鋼		鋼鋼
鋼鋼	鋼鋼	3mm-50mm, 鋼鋼 鋼鋼
	鋼鋼	100mm-1220mm
	鋼鋼	100mm-5000mm
鋼鋼		鋼鋼, 鋼鋼鋼 鋼鋼
鋼鋼		鋼鋼,AB,B,BC,C (鋼鋼: 鋼鋼 鋼鋼 鋼鋼, 鋼鋼 鋼鋼; AB 鋼鋼:鋼鋼 鋼鋼 鋼鋼鋼 鋼鋼鋼 鋼鋼 鋼鋼鋼鋼)
鋼鋼鋼		8%-12%
鋼鋼鋼 鋼鋼		鋼鋼鋼 鋼鋼鋼 鋼鋼 鋼鋼鋼
鋼鋼		鋼鋼鋼鋼 鋼鋼鋼 鋼鋼 鋼鋼鋼 鋼鋼
鋼鋼 鋼鋼		鋼鋼鋼鋼鋼 L/C 鋼鋼 鋼鋼鋼 鋼鋼 鋼 20鋼
鋼鋼 鋼鋼		鋼鋼鋼, TT
鋼鋼 鋼鋼		1X20 GP
鋼鋼		鋼鋼, 鋼鋼 鋼鋼鋼, 鋼, 鋼鋼 鋼 鋼鋼, 鋼鋼, 鋼, 鋼鋼 鋼鋼, 鋼鋼鋼 鋼鋼, 鋼鋼鋼 鋼鋼 鋼鋼 鋼鋼 鋼鋼, 鋼鋼, 鋼鋼 鋼鋼 鋼 鋼鋼鋼鋼鋼.
鋼鋼 鋼鋼		鋼鋼, 鋼鋼鋼鋼鋼, 鋼鋼鋼, 鋼鋼, 鋼鋼鋼鋼鋼, 鋼鋼, 鋼鋼, 鋼鋼 鋼
鋼鋼		Fob 鋼鋼 鋼鋼 鋼鋼鋼, CIF 鋼鋼 CFR

Woodland

PRODUCT SHOWCASE

Natural Wood Environmental Glue



*Paulownia edge
glued boards
extremely light
natural
texture*

01

STRONG AND
ENVIRONMENTAL
GLUE

02

TASTLESS
AND
ANTI-CORROSION

03

SMOOTHLY
SURFACE

04

STRAIGHT
EDGES









Product Details

Excellent
quality

—
Rigorous structure and fine workmanship

1

PAULOWNIA FINGER JOINT BOARD



Low weight and good stability




2

SOLID WOOD BATTEN



Natural color, fine texture. customized
size with grooving is accepted




3

PAULOWNIA BOARD WITH EMBOSSING



Extremely light and fine texture Tasteless and
resistance to wear.
The best choice for decoration.



PRODUCTION PROCESS



Air dry for about 2-3 months



Glue joint



Sanding surface



Cutting



Inspect piece by piece



Package



Loading